

# King Post Mount

Models 610012901, 610013001 and 610013101

## PRELIMINARY

Before installation of the King Post Mount, read and become familiar with instruction in the Assembly and Instruction Manual provided with the antenna system you plan to install.

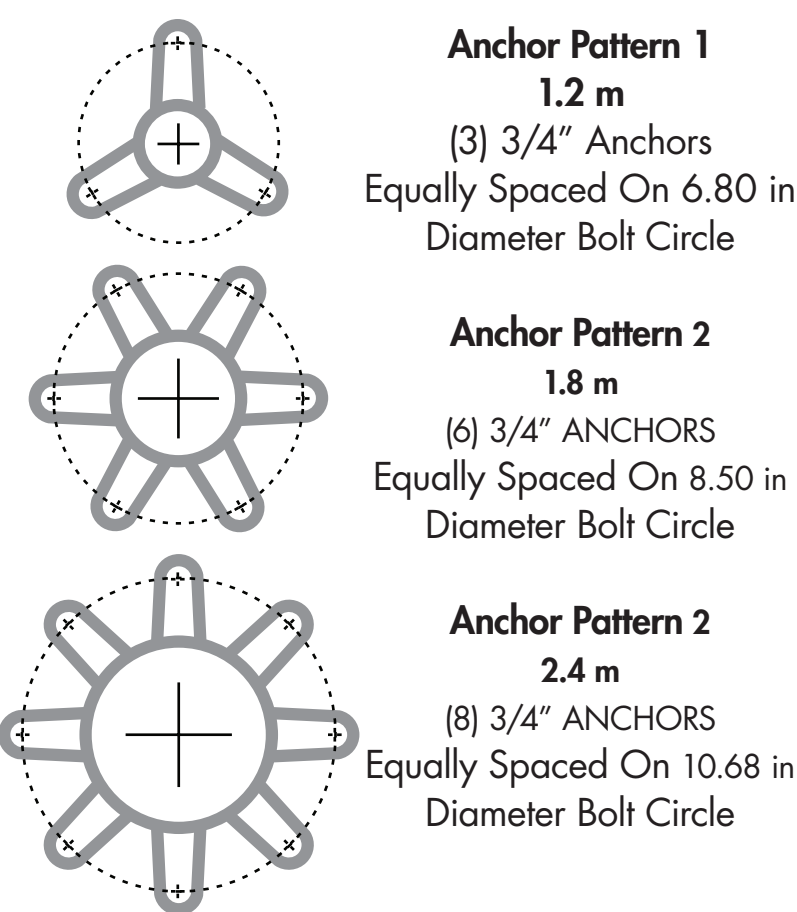
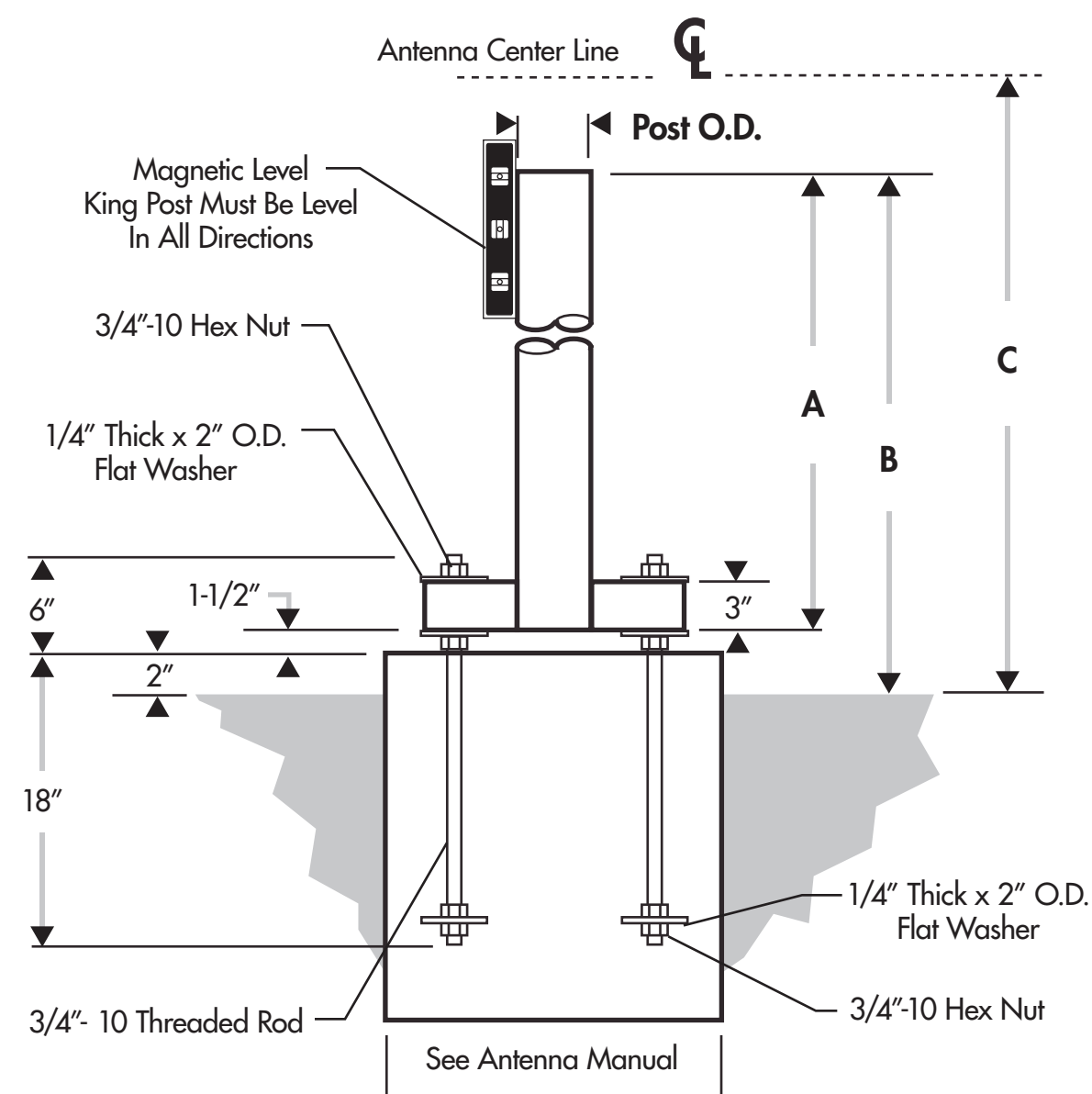
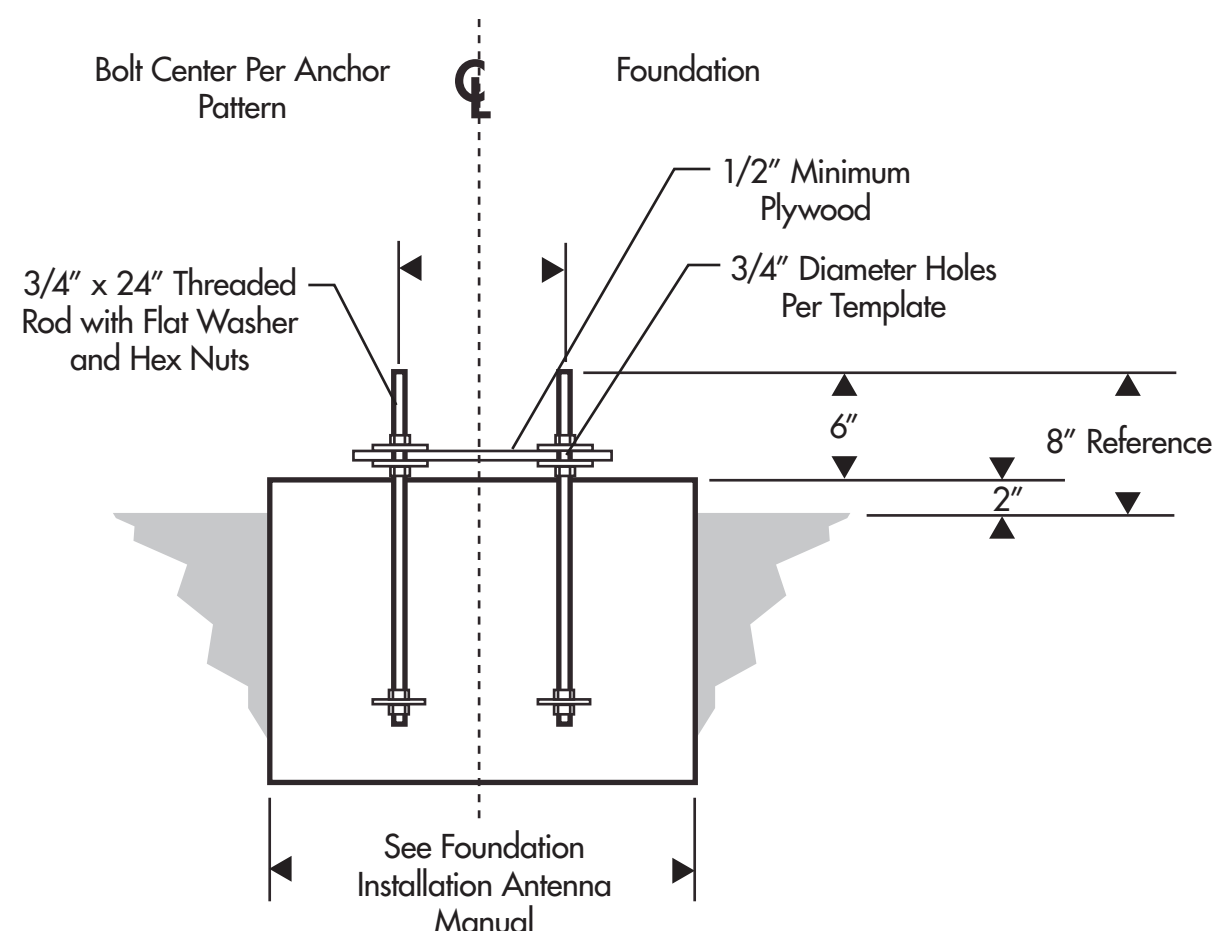
Become familiar with the recommendations for Site Selection, Preinstallation Check List, Tool Requirements, Foundation Installation and Danger and Safety Warnings. For your convenience, a template, for placing threaded rods into concrete foundation, has been provided.

## INSTALLATION

Secure Bolt Circle Template to 1/2" minimum plywood sheet and drill 3/4" diameter hole as required per anchor pattern. Attach 3/4" Threaded Rods with Flat washers and Hex Nuts as shown in illustration on right.

Locate above in center of foundation and secure to prevent movement.

After concrete has cured, remove plywood/template and assemble King Post Mount to threaded Rods, and level King Post in all directions.



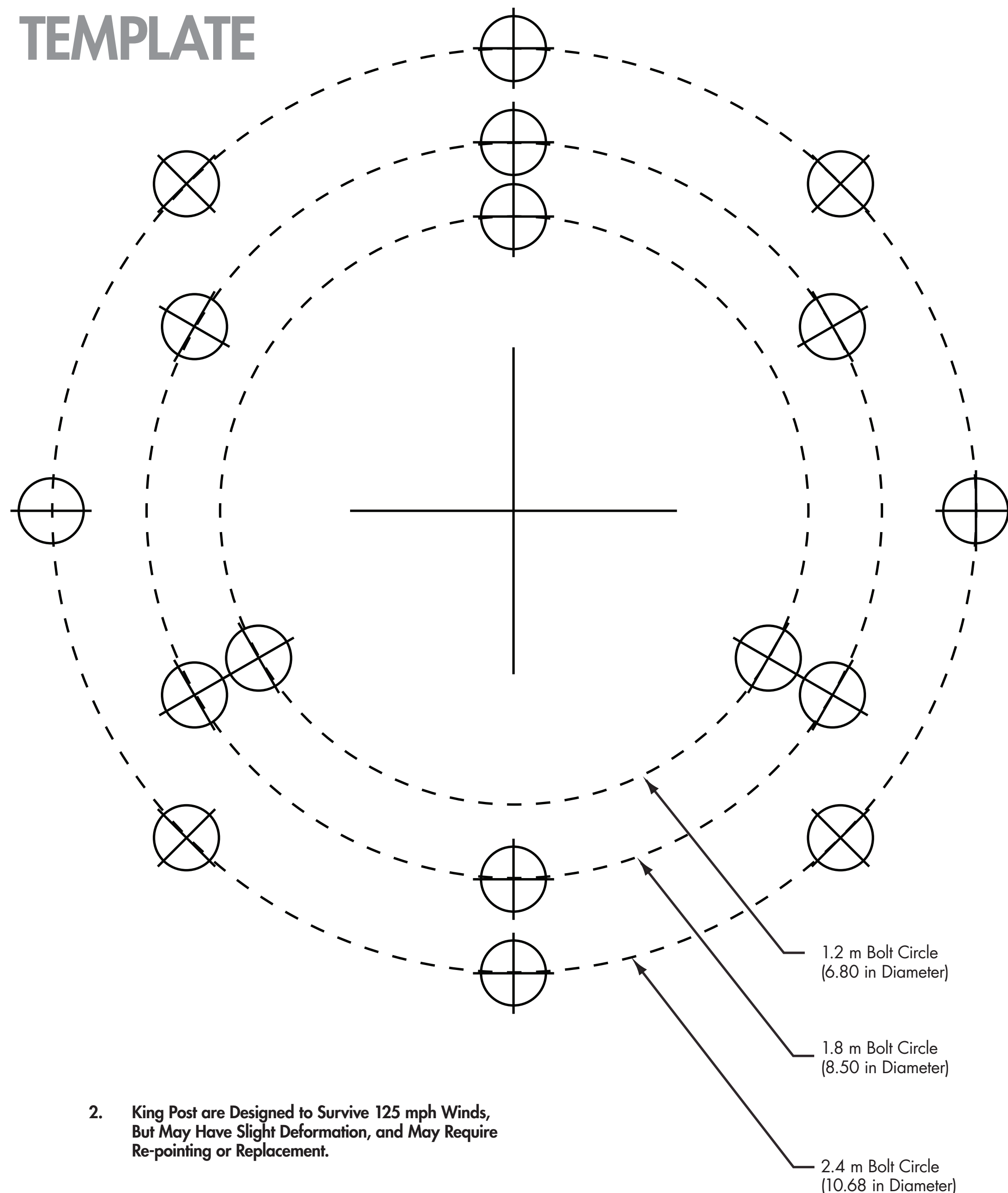
- Anchor Pattern 1**  
1.2 m  
(3) 3/4" Anchors  
Equally Spaced On 6.80 in  
Diameter Bolt Circle
- Anchor Pattern 2**  
1.8 m  
(6) 3/4" ANCHORS  
Equally Spaced On 8.50 in  
Diameter Bolt Circle
- Anchor Pattern 2**  
2.4 m  
(8) 3/4" ANCHORS  
Equally Spaced On 10.68 in  
Diameter Bolt Circle

### 1. Allowable Wind Velocity is Based on The Following:

- a) Uniform Building Code Exposure B or C as shown.
- b) Height above ground.
- c) 1.05 hurricane factor.
- d) ASTM A53 or A500B pipe and allowable stress = .66 Fy.
- e) Concrete with minimum compressive strength of 2500 PSI at 28 days.
- f) Installation must comply with instructions supplied.

Model Number	Antenna Size	Weight Antenna and Mount	Weight King Post and Anchors	Weight King Post and Anchors	Anchor Bolt Center Diameter
610012901	1.2 m	52 lb	2.88" x .203 Wall	3 Anchors, Pattern # 1	6.80 in
610013001	1.8 m	144 lb	4.50" x .237 Wall	6 Anchors, Pattern # 2	8.50 in
610013101	2.4 m	279 lb	6.625" x .280 Wall	8 Anchors, Pattern # 3	10.68 in

# TEMPLATE



### 2. King Post are Designed to Survive 125 mph Winds, But May Have Slight Deformation, and May Require Re-pointing or Replacement.

Model Number	Dimensions			Allowable Wind Speed Exposure B	Allowable Wind Speed Exposure C
	A	B	C		
610012901	30.0"	33.5"	40.9"	125 mph	118 mph
610013001	46.5"	50.0"	55.5"	125 mph	116 mph
610013101	60.0"	63.5"	69.5"	125 mph	107 mph